



City of Smithville, Missouri

Board of Aldermen - Work Session Agenda

Tuesday, March 4, 2025

6:00 p.m. – City Hall Council Chambers and Via Videoconference

Anyone who wishes to view the meeting may do so in real time as it will be streamed live on the City's YouTube page.

For Public Comment via Zoom, please email your request to the City Clerk at ldrummond@smithvillemo.org prior to the meeting to be sent the meeting Zoom link.

1. Call to Order
2. Discussion of 3-Month Budget Review and CIP Update
3. Adjourn


Join Zoom Meeting

<https://us02web.zoom.us/j/82015693795>

Meeting ID: 820 1569 3795

Passcode: 764005



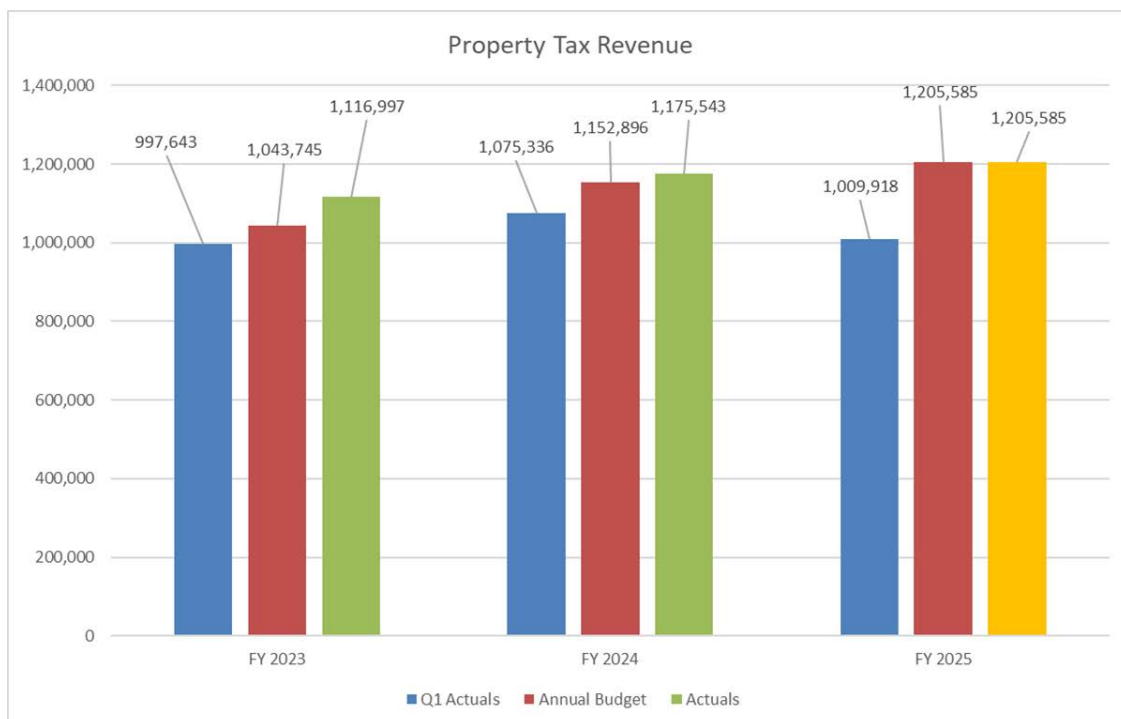
	<div>STAFF REPORT</div>
Date:	February 20, 2025
Prepared By:	Rick Welch, Finance Director
Subject:	FY2025 1 st Quarter Fiscal Update
Staff Report:	Finance Department

Q1 FY2025 – General Fund Budget Performance

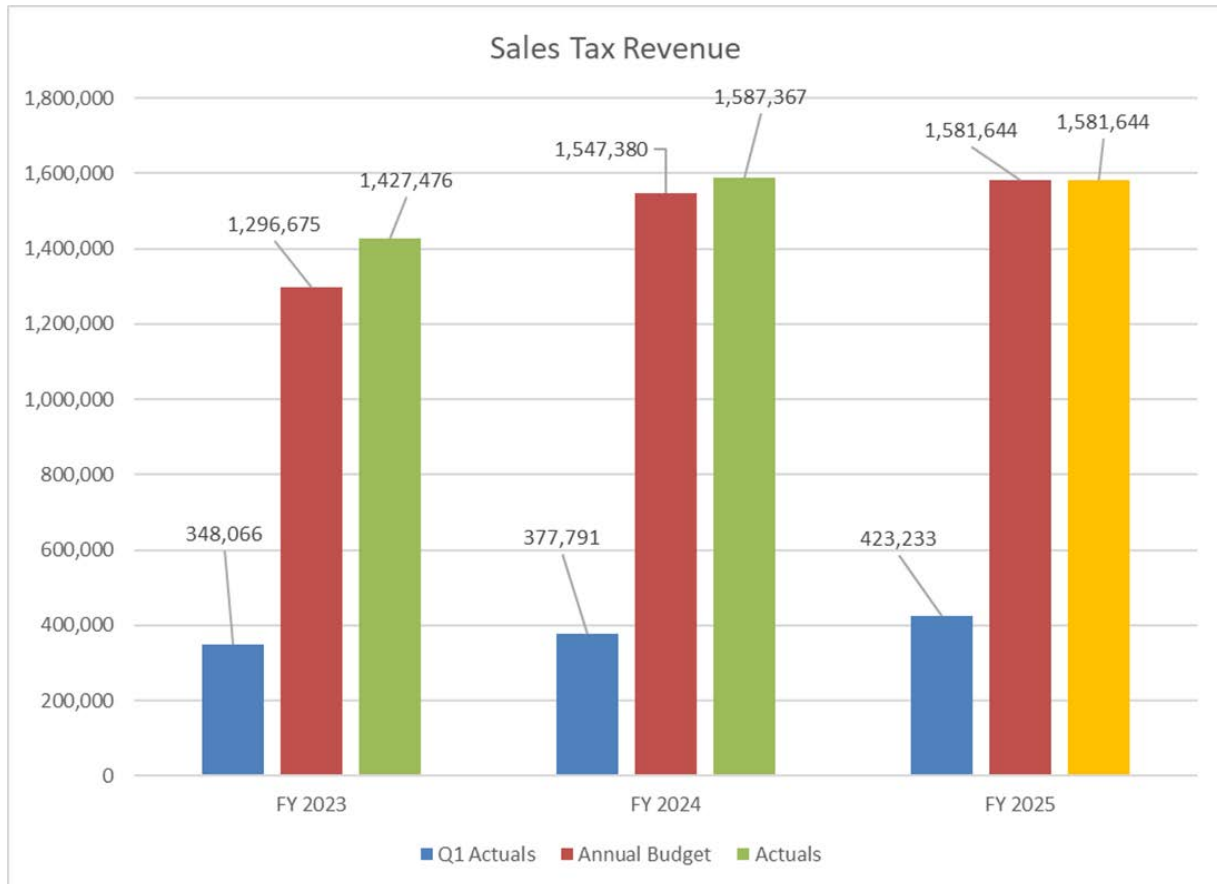
Revenue Highlights

Through the first 3 months of the FY2024 Budget, the City's revenues have performed well, and expenditures are tracking close to budget. Currently, General Fund revenues are projected at an amount of \$6,840,899 with a budgeted amount of \$6,737,986. General Fund expenditures are projected at \$7,547,496 with a budgeted amount of \$7,547,496. FY2025 projections are shown in orange below.

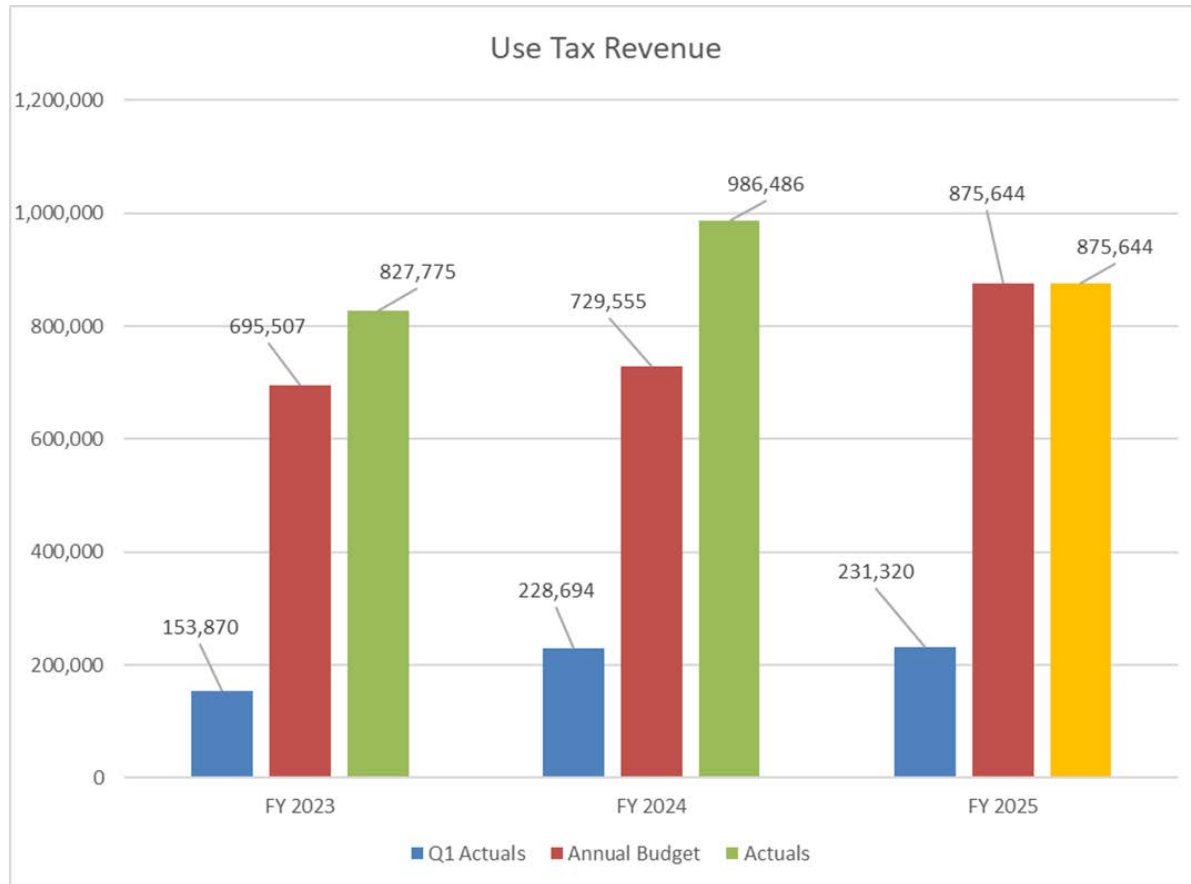
Property Tax has continued to rise over the past 5 years. Property tax recognized a 5.24% increase in growth from FY2023 to FY2024. Property tax is expected to reach the budgeted amount of \$1,205,585.



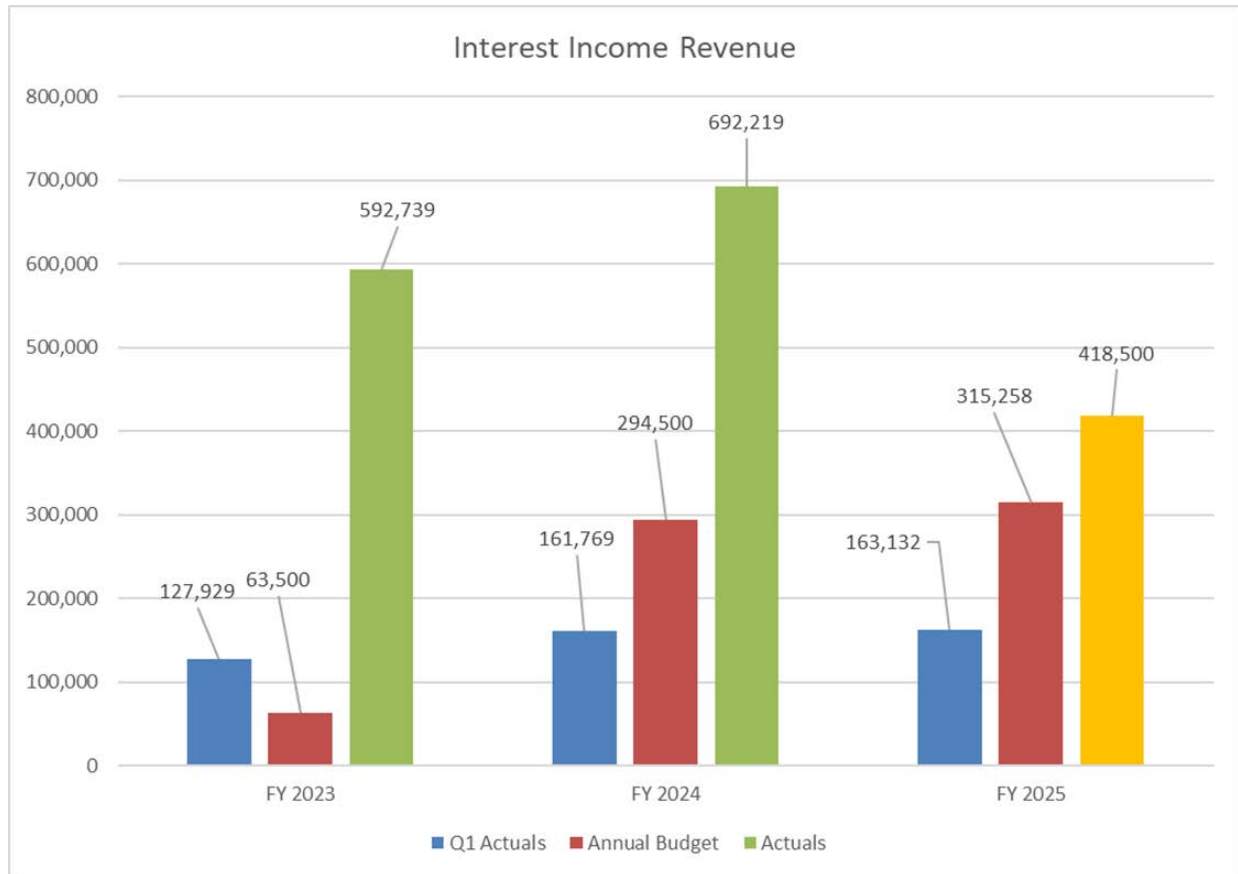
Sales tax has also continued to rise over the past 5 years as the Smithville local economy has continued to grow. Sales tax recognized a strong 11.2% increase in growth from FY2023 to FY2024. Sales tax is expected at the budgeted amount of \$1,581,644, a slight decrease from FY2024 actual due to a projected tightening economy.



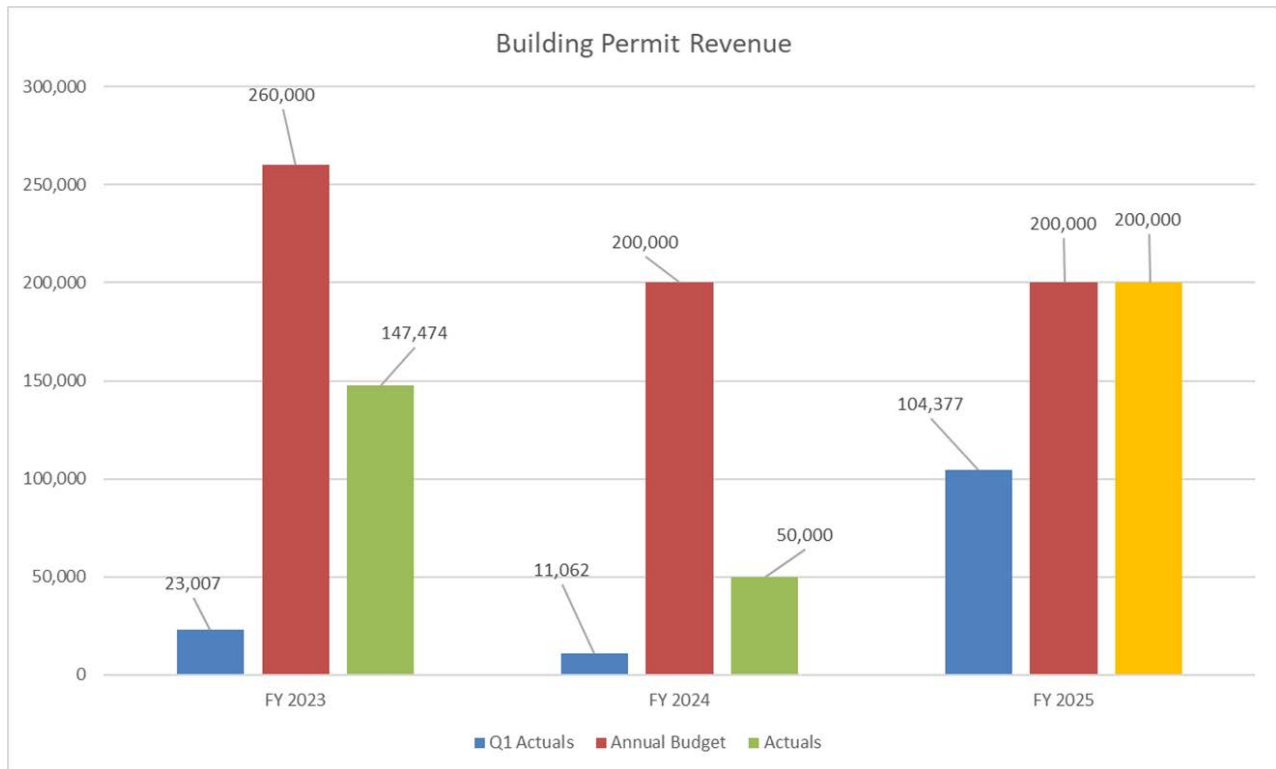
Use tax has also continued to rise over the past 5 years as consumers move to online purchasing. Use tax recognized a 19.2% increase in growth from FY2023 to FY2024. The City believes that this growth is unsustainable and has budgeted \$875,644 for FY2025, representing a 5.79% 2-year increase from FY2023 to FY2025.



The City's interest rate is set to float with the Treasury Bill rate. With interest rates holding steady, year to date FY2025 earnings has already exceeded 50% of budget. During the development of the FY2025 budget it was anticipated the Fed officials would cut rates five times. After three rate cuts, Fed officials have recently noted there is no hurry to make additional cut rates, resulting in a projected interest income revenue higher than FY2025 budgeted. Staff will continue to monitor these earnings and the positive impact they have on the General Fund.



Building permits have been strong during 1st quarter. Both residential and commercial permits in the Fairview Crossings district have driven the FY2025 income above 52% of the annual budget within the 1st quarter. Even when weather conditions traditionally hamper Q1 permit revenue. Staff will monitor permit revenue and adjust budget revenue as deemed necessary in 2nd or 3rd quarter 2025.



Expenditure Highlights

The majority of General Fund expenditures are allocated to salaries and benefits. As of January 2025, the City only has three vacancies between the police and utility departments. At present, it is projected that General Fund expenditures will remain consistent with the budgeted amounts for the year.

In addition to salaries and benefits, other key expenditures impacting the General Fund include costs for materials and services, grants, and capital expenses. The City is closely monitoring the fluctuating costs of commodities and is actively seeking new grant opportunities to help offset expenses and support ongoing initiatives. The change in economic policy could have a considerable impact to general expenses.

Q1 FY2025 – Combined Water and Wastewater Fund Budget Performance

The CWWS Fund has shown consistent growth, primarily driven by the recent implementation of 15% water and wastewater rate adjustments for the FY2025. These rate adjustments have helped drive a steady growth in the fund's balance, preparing the fund for the start of several high-cost projects. As of now, both water and wastewater revenues are aligning with initial budget.

The FY2025 marks the beginning of numerous projects that will initiate the planned comprehensive, multi-year strategy aimed at upgrading and expanding the City's infrastructure and overall capacity. These projects are designed to enhance the City's long-term sustainability and functionality, addressing both current needs and future growth. Throughout the project timelines, continuous monitoring will be in place to ensure that priorities are maintained, while adjustments are made as necessary to accommodate rising costs, shifting market conditions, or evolving community needs. The City has initiated discussions on issuing debt to fund the necessary costs of the comprehensive plan. These discussions will be ongoing over the next few years to ensure that the debt issuance aligns with the needs of the planned projects.

Special Sales Tax Funds

The City utilizes special sales tax funds to support projects that align with the specific objectives of each fund. These funds are essential to the comprehensive plan, offering financial resources for maintenance and upgrades throughout the City. Below is a brief overview of the three primary special sales tax funds—the Capital Improvement Sales Tax Fund, Transportation Sales Tax Fund, and Park and Stormwater Sales Tax Fund—highlighting their status as of the first quarter of FY2025.

- *Capital Improvement Sales Tax Fund:* Sales tax revenue is expected to align with budget as 1st quarter revenue is \$196,112 with a budgeted sales tax amount of \$783,132. Projected projects expected to start or complete in FY2025 include Riverwalk & Trail engineering, 2nd Creek Sidewalks engineering, Downtown Streetscape Phase III, 1st Street and Bridge Round-A-Bout engineering. Downtown Streetscape Phase III includes a reimbursement of \$1,488,000 from MoDOT. 2nd Creek Sidewalks construction and Riverwalk & Trail construction, both of which have significant MARC reimbursements totaling \$1,080,000, are now scheduled to start in FY2026. The MARC reimbursements will follow the projects into FY2026.
- *Transportation Sales Tax Fund:* Sales tax revenue is expected to align with budget as 1st quarter revenue is \$181,209 with a budgeted sales tax amount of \$758,624. The City completes the mill and overlay annual maintenance program and annual sidewalk program through this fund. Two other budgeted projects for FY2025 will be completed, Commercial Street Sidewalks construction and 1st & Bridge Street

Round-A-Bout engineering. Commercial Street Sidewalks construction includes a MARC reimbursement of \$800,000, or 80% of contract amount.

Under the new leadership of Street Superintendent Anthony Glenn, the City is exploring the possibility of handling certain street maintenance projects in-house rather than outsourcing them to a third party. A future budget amendment to adjust operational maintenance costs in the Transportation Sales Tax Fund is expected to be presented to the Board soon. At this time, an additional budget request of \$70,000 is anticipated.

- *Park & Stormwater Sales Tax:* Sales tax revenue is expected to align with budget as 1st quarter revenue is \$196,156 with a budgeted sales tax amount of \$781,294. Three projects in this fund are projected to be completed in FY2025. OK Railroad Trail – Phase I construction, Dundee Road Stormwater Improvements engineering and Dundee Road Stormwater Improvements construction. OK Railroad Trail – Phase I has been awarded a grant reimbursement of \$184,000. The Riverwalk & Trail construction project, cost shared with the Capital Improvement Sales Tax Fund, is now scheduled to start in FY2026.



1st Quarter Financial Update
BOA Work Session
February 20, 2025



FY2025 Budget Comments

- FY2025 budget figures include budget amendments approved by the Board:
 - **Budget Amendment #1:** On November 19, 2024, \$50,500 expenditure to the General Fund for Collective Bargaining Agreement for full-time sworn police officers at the rank of sergeant.
 - **Budget Amendment #2:** On December 17, 2024, \$10,000 expenditure to the CWSWS Fund for the City's website design and hosting services.
 - **Budget Amendment #3:** On January 7, 2025, \$264,465.95 expenditure to the CWSWS Fund for the water treatment plant residuals cleanout project, budgeted in 2024 and carryforward to FY2025, including \$26,465.95 of change orders.
 - **Budget Amendment #4:** On January 21, 2025, \$34,131.33 expenditure to the General Fund and \$156,000 expenditure to the Transportation Sales Tax Fund.
 - \$20,000 to the General Fund to cover additional snow removal expenditures.
 - \$14,131.22 to the General Fund to cover unspent 2024 Neighborhood Beautification Grant awards with a deadline of April 1, 2025.
 - \$156,000 to the Transportation Sales Tax Fund to fund street maintenance operations not originally budgeted.
- **25%** of salary expenses have been paid through **7** of **26** fiscal year payrolls.
- FY2025 Budget update includes five-year lookback on major General Fund revenue streams.



General Fund Review



Haunted Campground

General Fund	FY2025 Budgeted	FY2025 Projections	FY2025 YTD	% of Budget Received
Revenues	\$6,737,657	\$6,840,899	\$2,441,501	36.2%

- The 1st Quarter FY2025 General Fund revenue projections are aligned with the budgeted amounts. Revenues for the first quarter 2025 have performed well and typically come in around 36% due to all most all the property tax received within 1st quarter.
- Projection increased due to strong interest income.

General Fund	FY2025 Budgeted	FY2025 Projections	FY2025 YTD	% of Budget Expended
Expenditures	\$7,547,496	\$7,547,496	\$1,799,744	23.8%

- The 1st Quarter FY2025 General Fund expenses are consistent with projected budget.

Property Tax Revenue

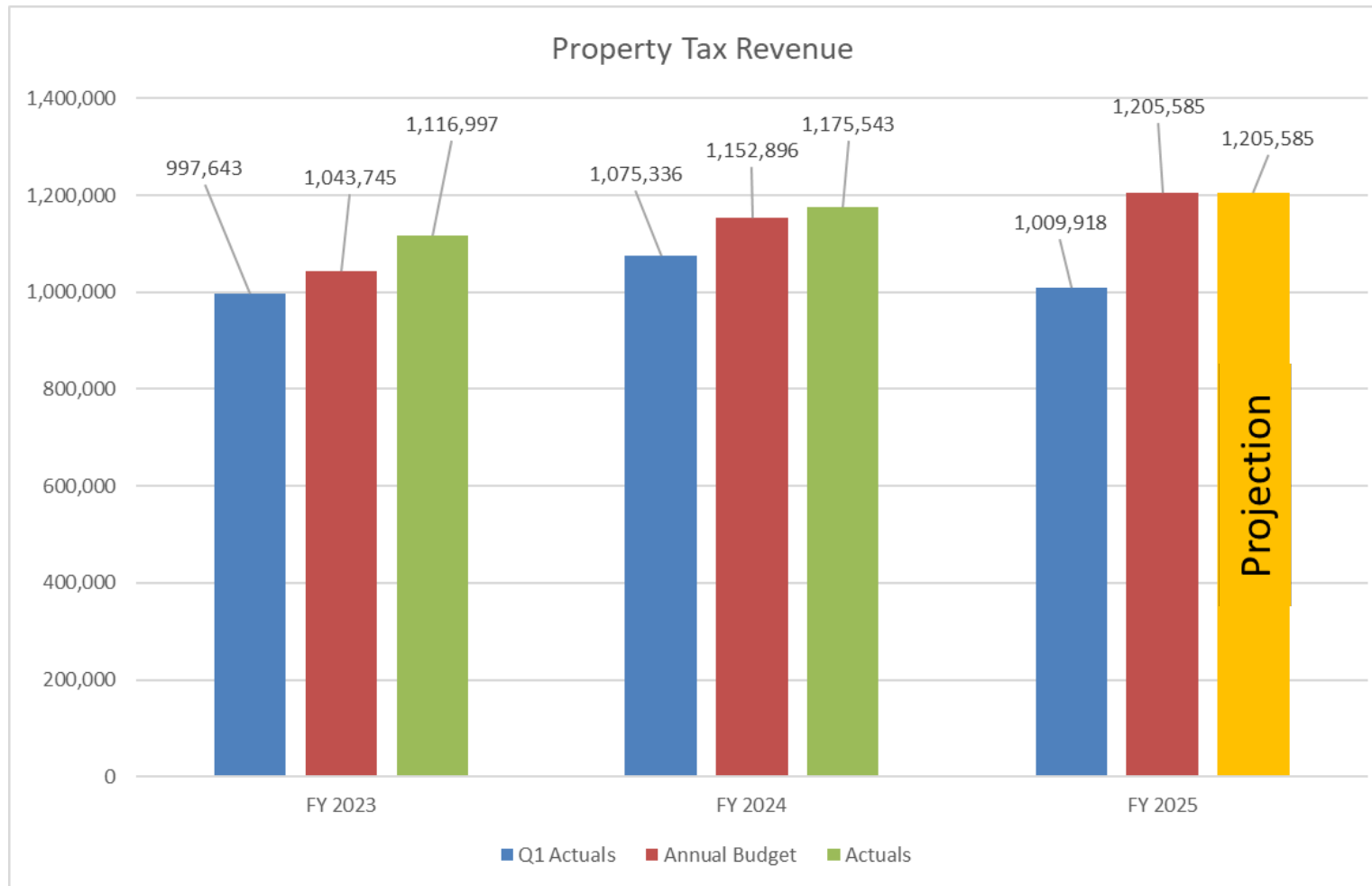


*Property Tax revenue comprises **17%** of General Fund revenues and plays a significant role in funding core City services and amenities*

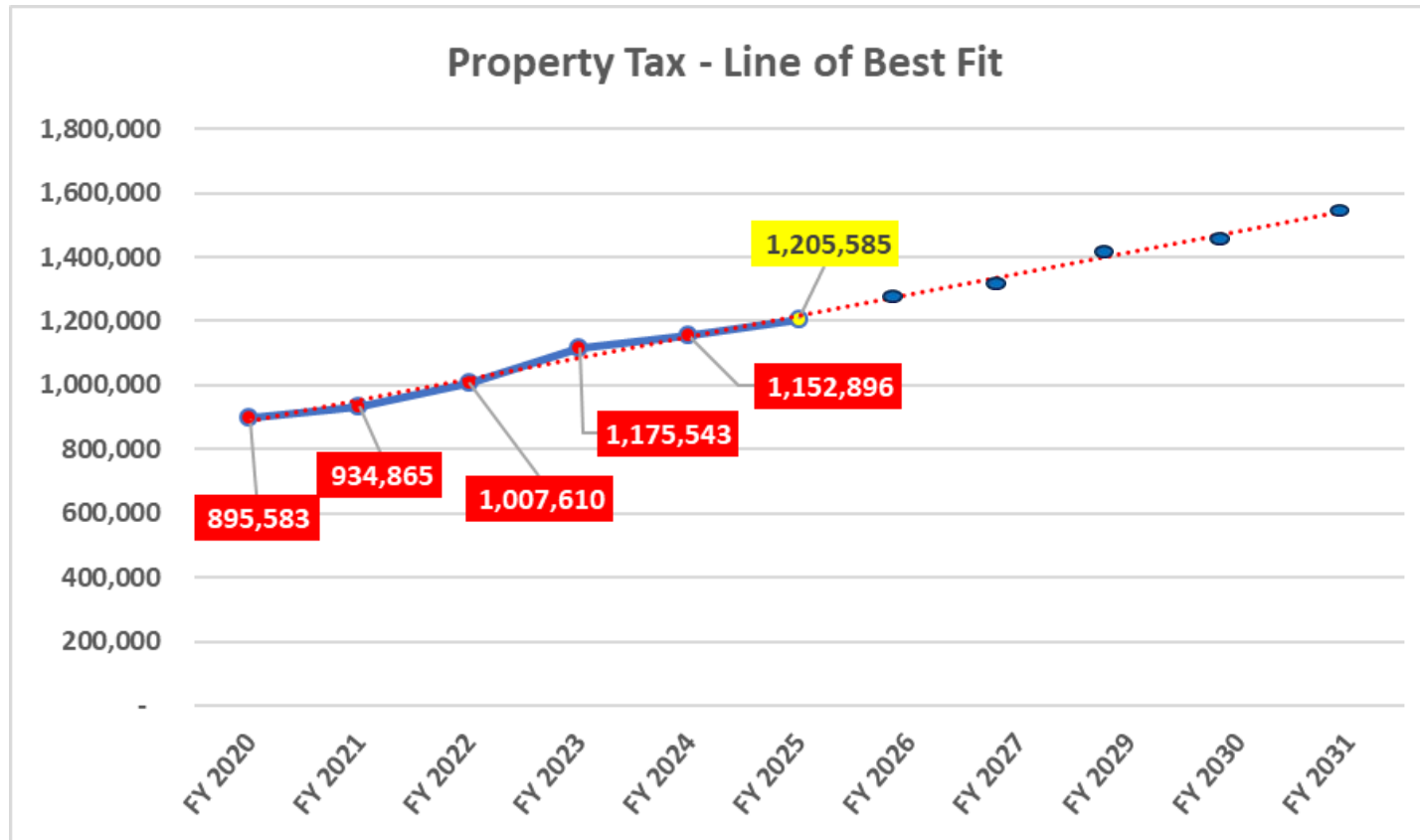
General Fund	FY2025 Budgeted	FY2025 Projections	FY2025 YTD	% of Budget Received
Property Tax Revenues	\$1,205,585	\$1,205,585	\$1,009,918	83.8%

- The City received a large Property Tax disbursement from Clay County in January 2025. A second payment in the amount of \$105,914 that typically is received and applied in January was received in February. If this second payment was received in January which would be consistent with prior years, the total FY2025 YTD amount would have been \$1,115,832 and % of Budget Received 92.6%.
- The City, on average in the past 3 years, receives **91%** of annual property tax revenue by the 1st quarter of the fiscal year.
- For the last 5 years, the City has seen an average annual increase in property tax revenues of about **6.19%**.

Property Tax Revenue - 3 Year Trend History



Property Tax Revenue – Five Year Lookback



- Red: Previous Year Actuals
- Yellow: FY 2025 Projected
- Blue: Projected FY 2026 and Beyond

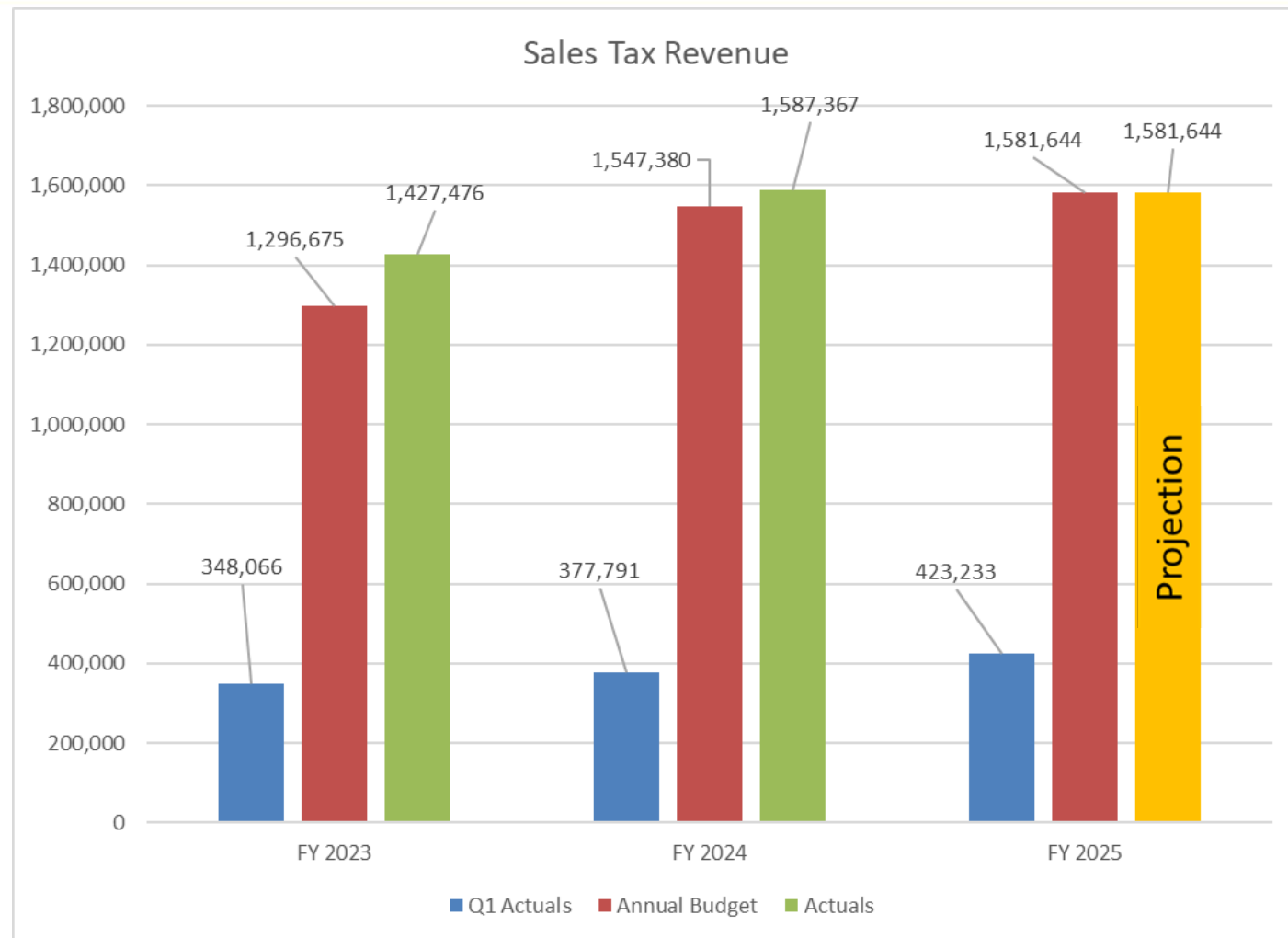
1% City Sales Tax Revenue



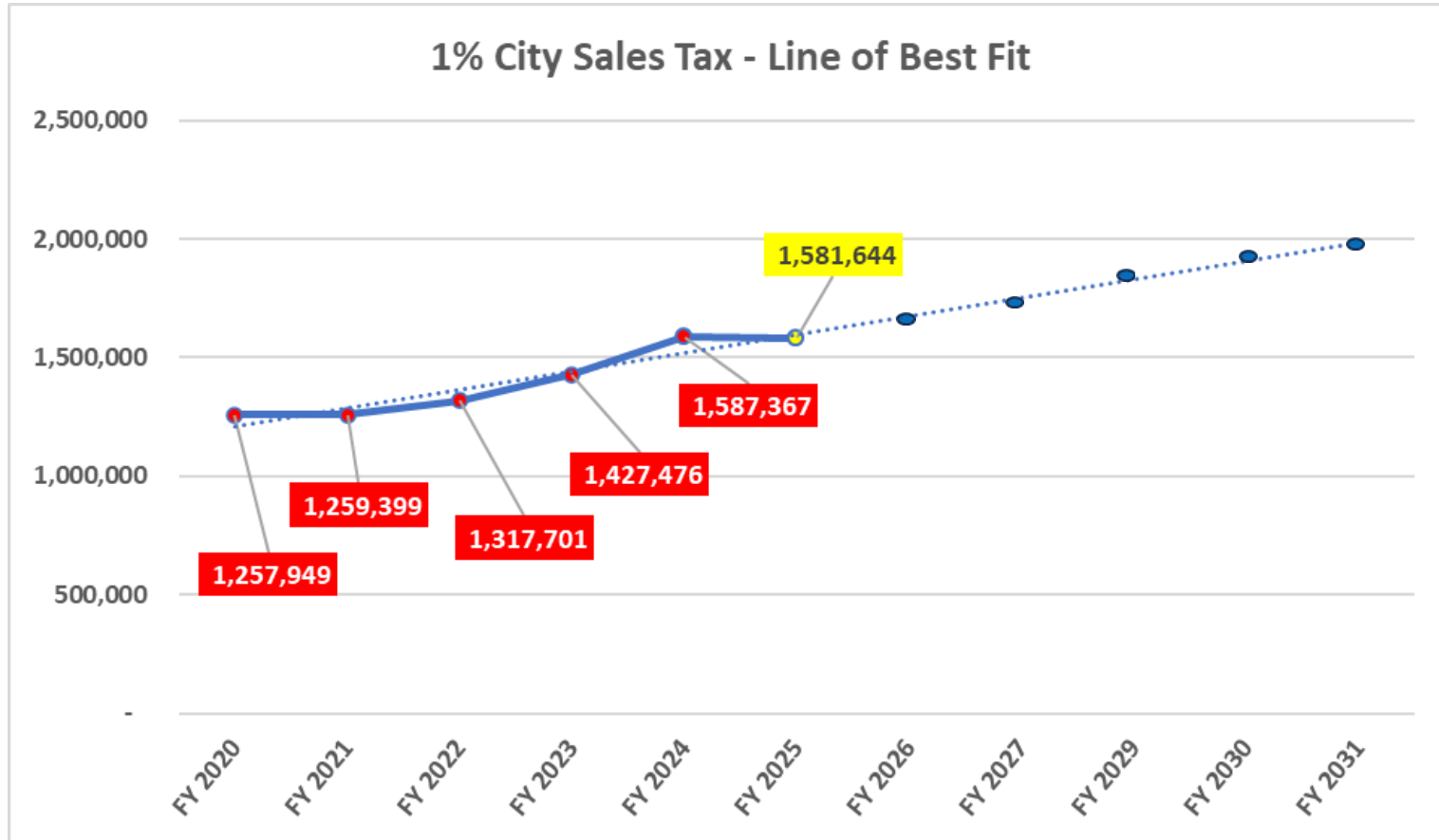
General Fund	FY2025 Budgeted	FY2025 Projections	FY2025 YTD	% of Budget Received
Sales Tax Revenues	\$1,581,644	\$1,581,644	\$423,233	26.8%

- The City, on average in the past 3 years, receives **23.2%** of sales tax annual revenue by the 1st quarter of the fiscal year.
- This data reflects the monthly transfer of TIF EATs from the General Fund to the Special Allocation Fund (Marketplace TIF).

1% City Sales Tax Revenue - 3 Year Trend History



1% City Sales Tax Revenue – Five Year Lookback



- Red: Previous Year Actuals
- Yellow: FY 2025 Projected
- Blue: Projected FY 2026 and Beyond

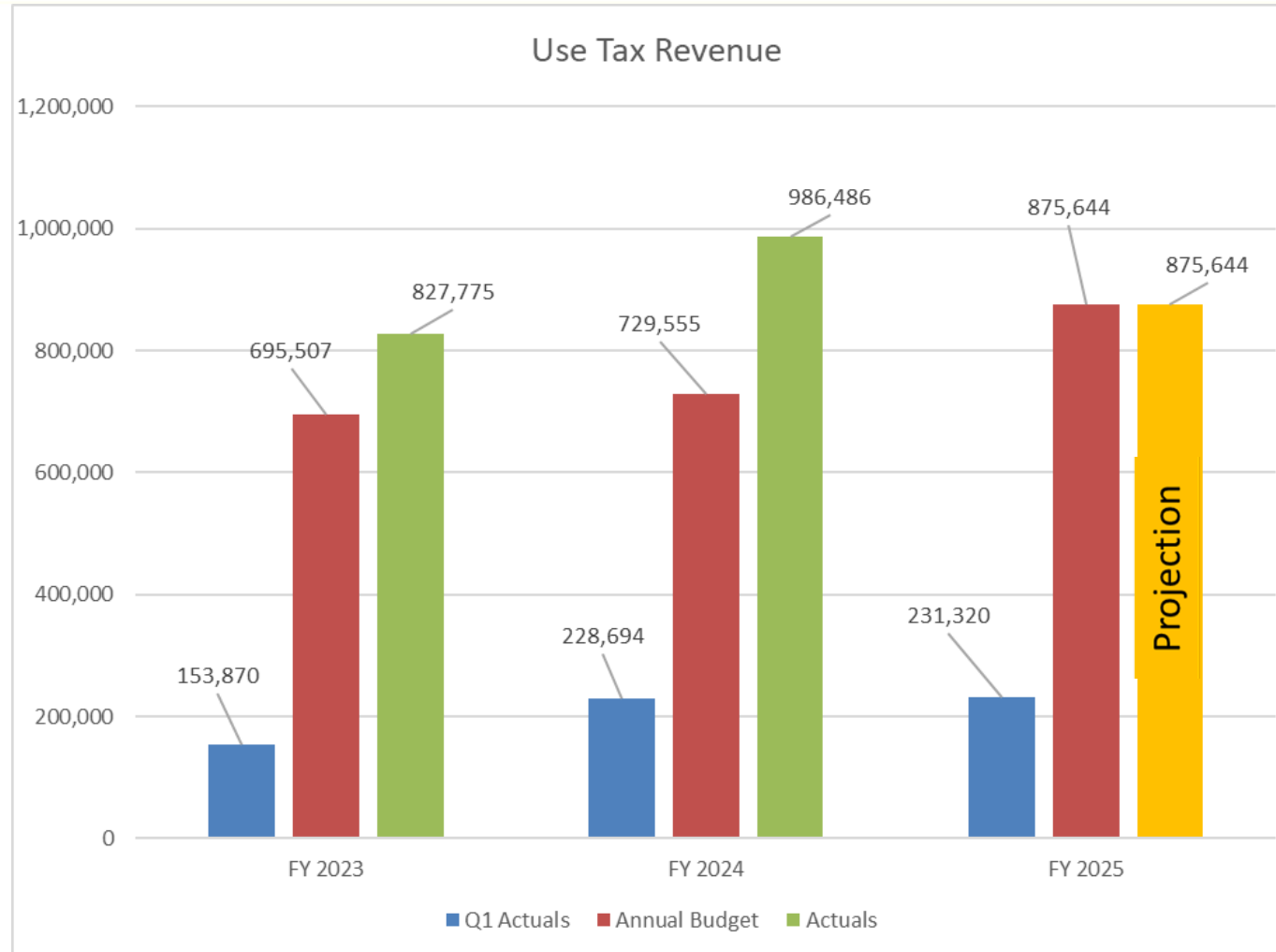
Use Tax Revenue



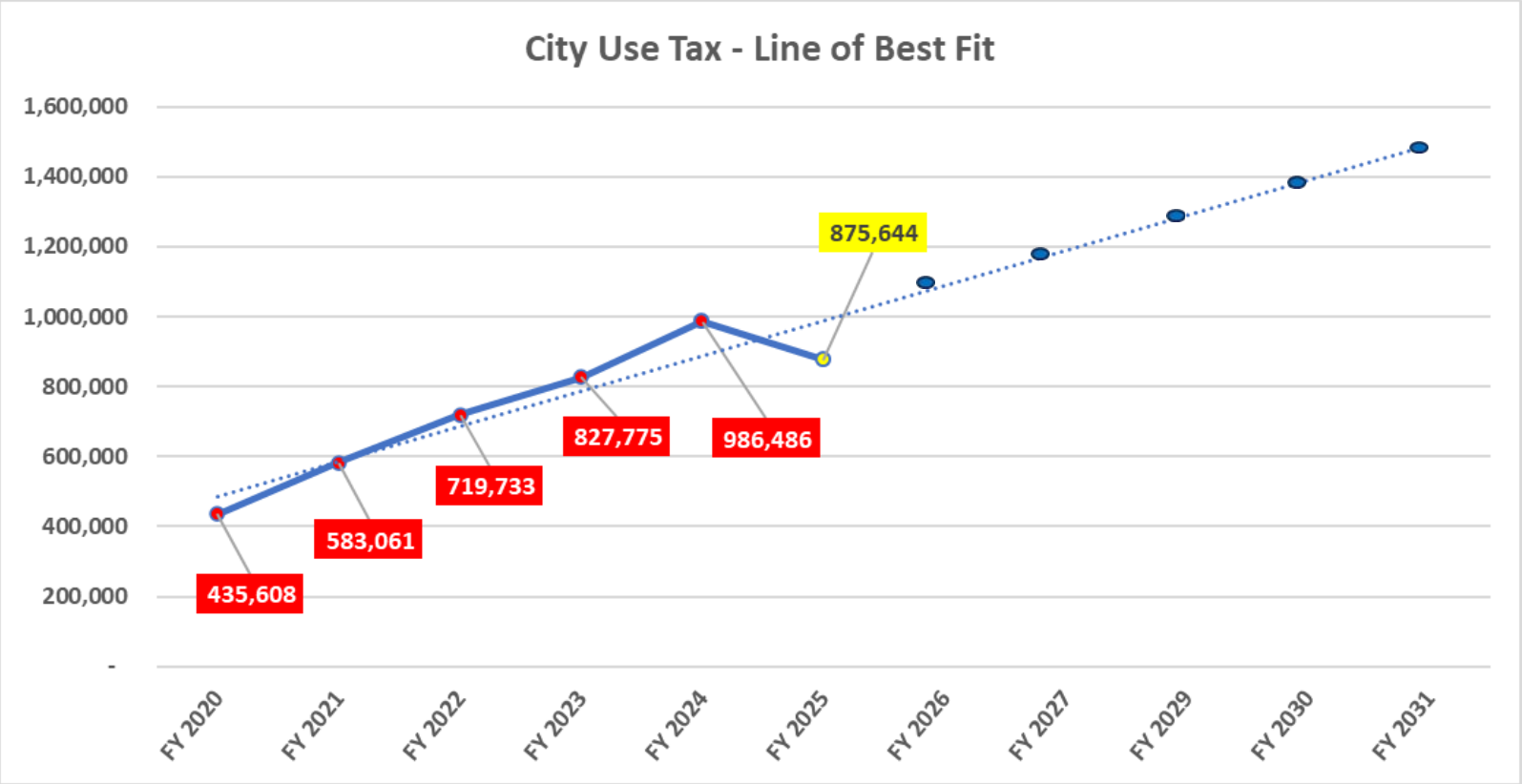
General Fund	FY2025 Budgeted	FY2025 Projections	FY2025 YTD	% of Budget Received
Use Tax Revenues	\$875,644	\$875,644	\$231,320	26.4%

- The City, on average in the past 3 years, receives **25.2%** of use tax annual revenue by the 1st quarter of the fiscal year.
- Use Tax performed well in FY2024, but projections for FY2025 have been lowered due to a possible economic downturn.

Use Tax Revenue - 3 Year Trend History



City Use Tax Revenue – Five Year Lookback



- Red: Previous Year Actuals
- Yellow: FY2025 Projected
- Blue: Projected FY2026 and Beyond

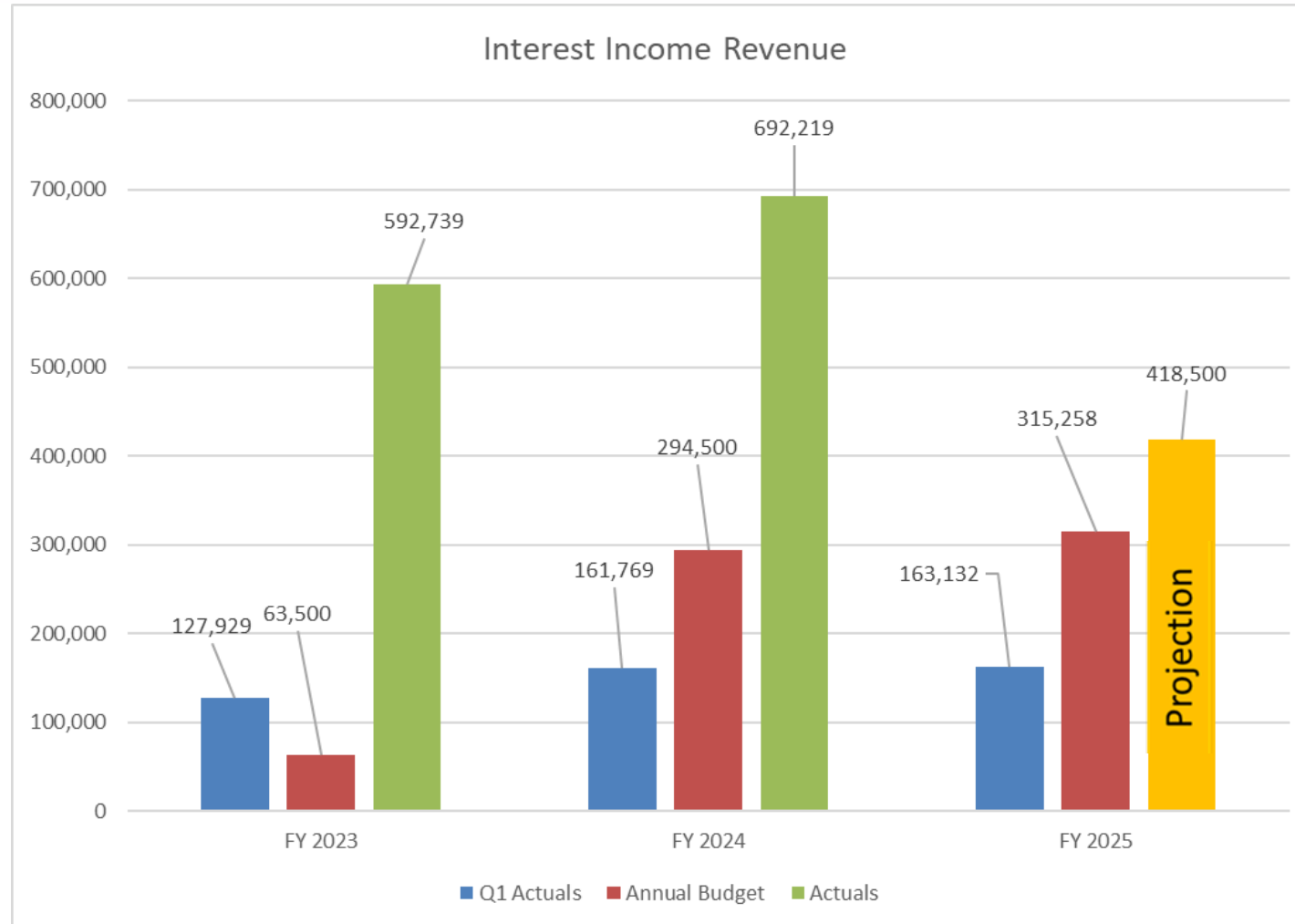
Interest Income Revenue



General Fund	FY2025 Budgeted	FY2025 Projections	FY2025 YTD	% of Budget Received
Interest Income	\$315,258	\$418,500	\$163,132	51.7%

- The City has received **51.7%** of the annual budgeted interest income by the 1st quarter of the fiscal year.
- Projected interest income has been increased for FY2025 due to Federal Reserve predictions of fewer interest rate cuts.

Interest Income - 3 Year Trend History



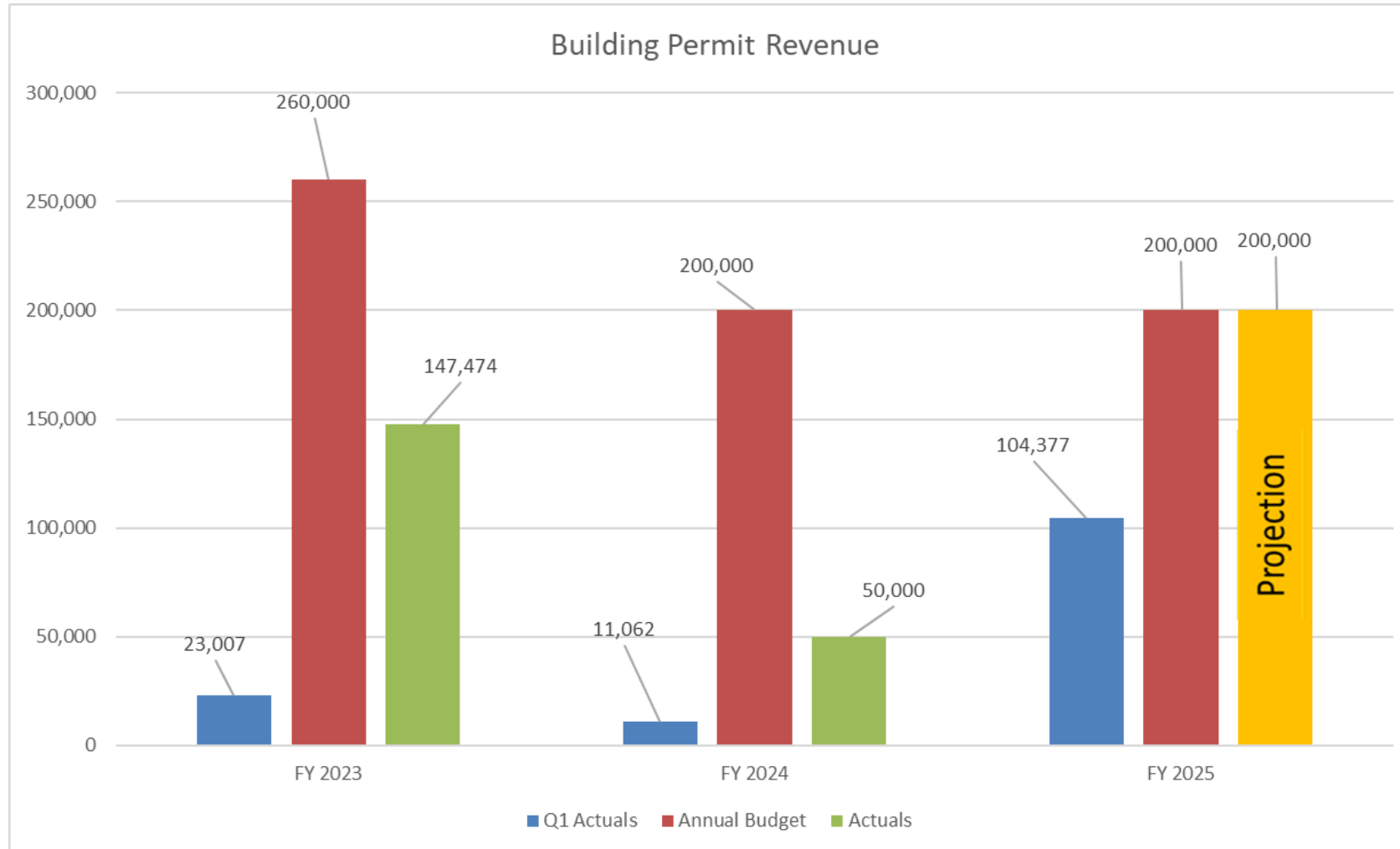
Building Permit Revenue



General Fund	FY2025 Budgeted	FY2025 Projections	FY2025 YTD	% of Budget Received
Building Permit	\$200,000	\$200,000	\$104,377	52.2%

- Fairview Crossings, both residential and commercial, has been the largest project driving YTD revenue. Anticipate 110 Smithville revenue to commence during the summer of 2025.

Building Permit Revenue



General Fund – Bottom Line

	Actual FY 2024	Budgeted FY 2025	Projected FY 2025
Beginning Fund Balance	\$ 3,963,979	\$ 3,806,561	\$ 3,806,561
Total Revenues	\$ 6,942,100	\$ 6,737,657	\$ 6,840,899
Total Expenses	\$ 7,099,518	\$ 7,547,496	\$ 7,547,496
Net Change in Fund Balance	\$ (157,418)	\$ (809,839)	\$ (706,597)
Ending Fund Balance	\$ 3,806,561	\$ 2,996,722	\$ 3,099,964
			\$ 103,242

Combined Water & Wastewater Fund



CWWS Fund	FY2025 Budgeted	FY2025 Projections	FY2025 YTD	% of Budget Received
Revenues	\$7,143,660	\$7,143,660	\$2,076,798	29.1%

- Water and wastewater sales are in line with budget. Revenues as a % of budget received slightly higher due to timing of grant reimbursements.

CWWS Fund	FY2025 Budgeted	FY2025 Projections	FY2025 YTD	% of Budget Expended
Expenditures	\$10,800,684	\$10,800,684	\$1,196,643	11.1%

- Expenditures will increase during summer months as capital projects start and others are completed.

2025 Capital Funded Projects – CWWS Fund



Projected CWWS Capital Projects	Status
West Bypass of the 144th Street Lift Station (Construction)	Awaiting Bid
Smith's Fork Force Main (Construction)	In Process
Owens Branch Gravity Line Phase #1, Line #1 (Engineering)	In Process
Maple Ave & River Crossing (12" Waterline) (50% of Construction)	In Process
Stonebridge Lift Station (Engineering)	In Process
Stonebridge Lift Station (Construction With SSD Cost Sharing)	In Process
Water Plant Improvements (Construction)	In Process
McDonalds/Central Bank Lift Station (Engineering)	On Hold

- 144th Street Lift Station has a \$1,050,000 Federal Earmark in FY2025.

Water & Wastewater Sales Revenue



City Water Tower

CWWS Fund	FY2025 Budgeted	FY2025 Projections	FY2025 YTD	% Received of Budget
Water Sales	\$3,676,000	\$3,676,000	\$908,026	24.7%

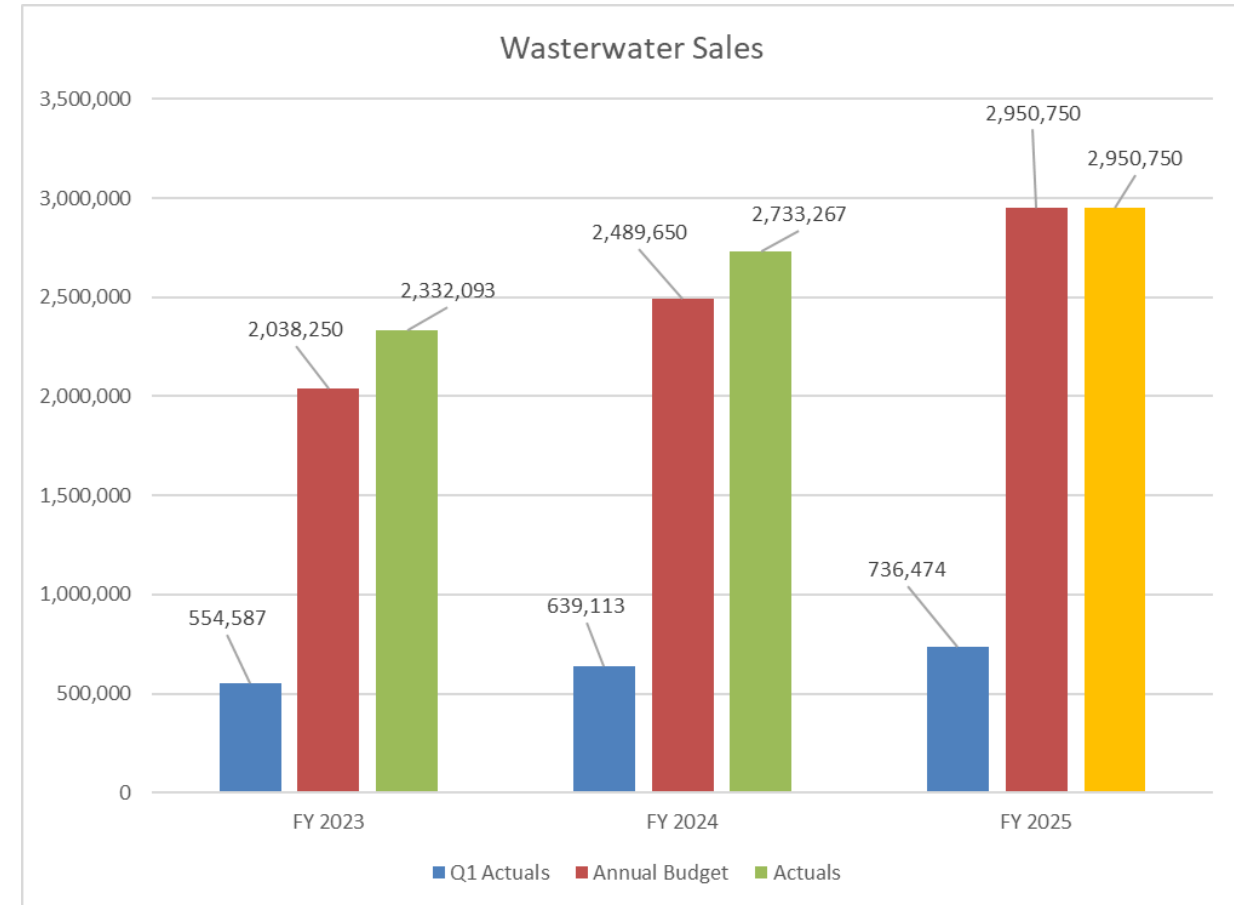
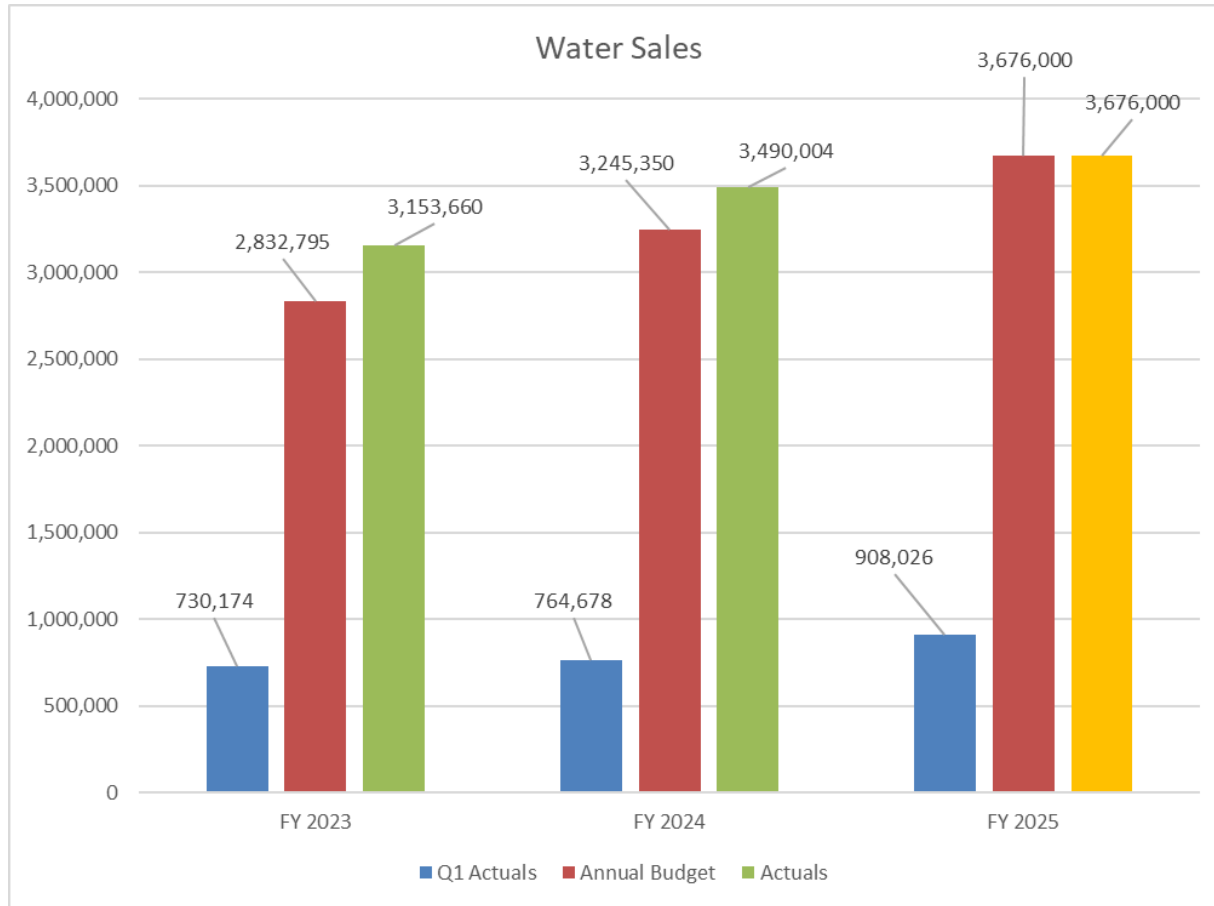
- The City, on average in the past 3 years, receives **23.41%** of water sales annual revenue by the 1st quarter of the fiscal year.

CWWS Fund	FY2025 Budgeted	FY2025 Projections	FY2025 YTD	% Received of Budget
Wastewater Sales	\$2,950,750	\$2,950,750	\$763,474	25.9%

- The City, on average in the past 3 years, receives **24.02%** of wastewater sales annual revenue by 1st quarter of the fiscal year.

Water & Wastewater Sales Revenue

3 Year History of Q1



CWWS Fund – Bottom Line

	Actual FY 2024	Budgeted FY 2025	Projected FY 2025
Beginning Fund Balance	\$ 6,589,526	\$ 7,725,820	\$ 7,725,820
Total Revenues	\$ 6,604,273	\$ 7,143,660	\$ 7,143,660
Total Expenses	\$ 5,467,979	\$ 10,800,684	\$ 10,800,684
Net Change in Fund Balance	\$ 1,136,294	\$ (3,657,024)	\$ (3,657,024)
Ending Fund Balance	\$ 7,725,820	\$ 4,068,796	\$ 4,068,796

Capital Improvement Sales Tax Fund

Projected Capital Improvement Sales Tax Projects	Status
Riverwalk & Trail (Engineering)	In Process
2 nd Creek Sidewalks (Engineering)	In Process
Downtown Streetscape Phase III	In Process
1st & Bridge Street Round-A-Bout (Engineering)	In Process



Streetscape Phase III – Conceptual Design

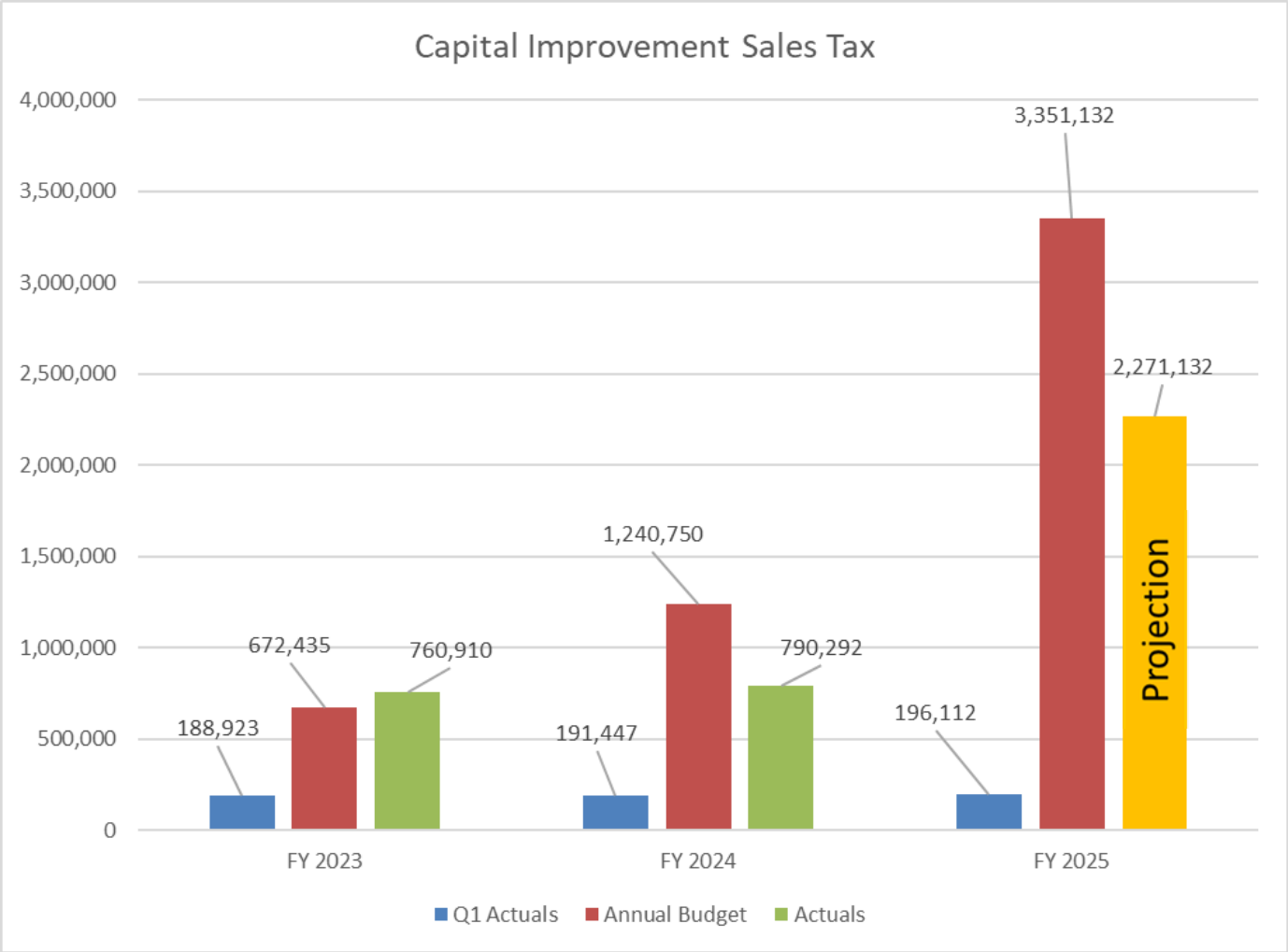
Capital Improvement Sales Tax	FY2025 Budgeted	FY2025 Projections	FY2025 YTD	% of Budget Received
Sales tax	\$783,132	\$783,132	\$196,112	25.0%
Reimbursements	\$2,568,000	\$1,488,000	\$215,000	-
All Revenues	\$3,351,132	\$2,271,132	-	-

- Budget includes a \$1,488,000 MoDOT reimbursement for Streetscape Phase III Construction.

Capital Improvement Sales Tax	FY2025 Budgeted	FY2025 Projections	FY2025 YTD	% of Budget Expended
All Expenditures	\$4,217,875	\$2,827,917	\$840,720	19.9%

- Current reimbursement request for Streetscape Phase III Construction expenses is approximately \$597,000. Expect full reimbursement by July 2025.

Capital Improvement Sales Tax Revenue - 3 Year Trend History



Transportation Sales Tax Fund

Projected Transportation Sales Tax Projects	Status
Annual Asphalt Overlay Program (Projects TBD)	In Process
Annual Sidewalk Replacement Program	In Process
Commercial Street Sidewalks (Construction)	In Process
1st & Bridge Street Round-A-Bout (Engineering)	In Process



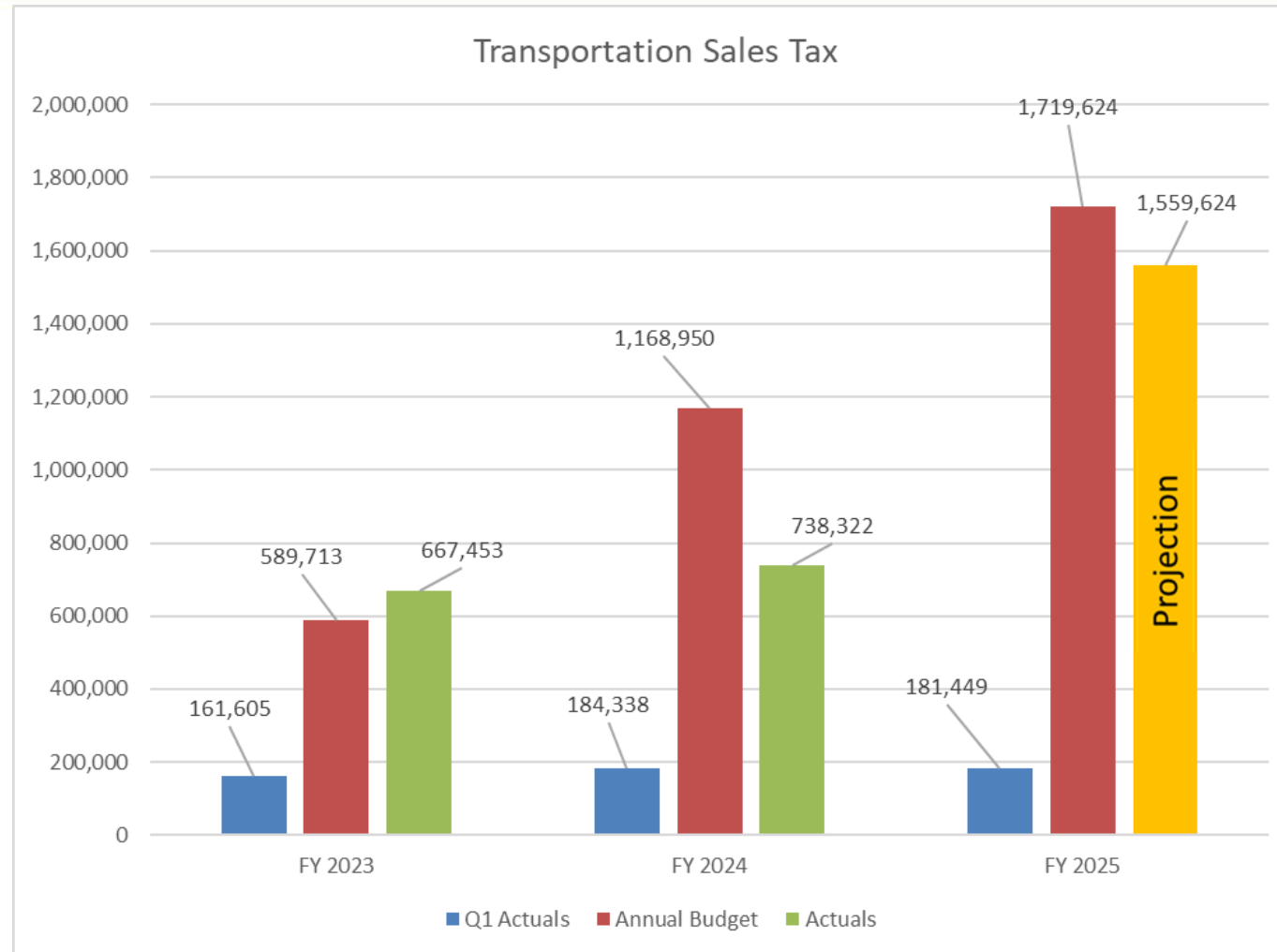
Public Works Street Department Team

Transportation Sales Tax	FY2025 Budgeted	FY2025 Projections	FY2025 YTD	% of Budget Received
Sales tax	\$758,624	\$758,624	\$181,209	23.9%
Street & Curb Fees	\$1,000	\$1,000	\$240	24.0%
Reimbursements	\$960,000	\$800,000	-	-
Revenues	\$1,719,624	\$1,559,624	-	-

- Budget includes a \$800,000 MARC reimbursement for Commercial Street Sidewalks.

Transportation Sales Tax	FY2025 Budgeted	FY2025 Projections	FY2025 YTD	% of Budget Expended
Expenditures	\$1,652,000	\$1,652,000	\$59,497	3.6%

Transportation Sales Tax Revenue - 3 Year Trend History



Park & Stormwater Sales Tax Fund

Projected Park and Stormwater Sales Tax Projects	Status
OK Railroad Trail - Phase I (Construction)	In Process
Dundee Road Stormwater Improvements (Engineering)	On Hold
Dundee Road Stormwater Improvements (Construction)	On Hold



Park & Stormwater Sales Tax	FY2025 Budgeted	FY2025 Projections	FY2025 YTD	% of Budget Received
Sales tax	\$781,294	\$781,294	\$196,156	25.1%
Reimbursements	\$184,000	\$184,000	-	-
Revenues	\$965,294	\$965,294	-	-

- The City, on average in the past year 3 years, receives **20.68%** of park and stormwater sales tax annual revenue by the 1st quarter of the fiscal year.
- OK Railroad Trail has a \$184,000 grant.

Park & Stormwater Sales Tax	FY2025 Budgeted	FY2025 Projections	FY2025 YTD	% Expended of Budget
Expenditures	\$1,081,000	\$570,000	\$17,207	1.6%



General Obligation Debt utilized to fund Main Street Trail

Debt Service	FY2025 Budgeted	FY2025 Projections	FY2025 YTD	% of Budget Received
Revenues	\$365,000	\$365,000	\$0	0.0%

- Series 2018 and Series 2019 debt issuance

Debt Service	FY2025 Budgeted	FY2025 Projections	FY2025 YTD	% of Budget Expended
Expenditures	\$365,000	\$365,000	\$0	0.0%

- General Obligation scheduled debt payments (for Series 2018 and Series 2019 issuances) have been paid in February 2025.

Sanitation Fund



Solid Waste Fund	FY2025 Budgeted	FY2025 Projections	FY2025 YTD	% Received of Budget
Revenues	\$971,205	\$971,205	\$241,988	24.9%

- The City, on average in the past 3 years, receives **24.75%** of solid waste annual revenue by the 1st quarter of the fiscal year.

Solid Waste Fund	FY2025 Budgeted	FY2025 Projections	FY2025 YTD	% Expended of Budget
Expenditures	\$970,617	\$970,617	\$244,064	25.1%

- The City also pays to participate in the Household Hazardous Waste collection program administered by MARC which is funded by the Solid Waste Fund.

VERF (Vehicle & Equipment Replacement Fund)



VERF	FY2025 Budgeted	FY2025 Projections	FY2025 YTD	% Received of Budget
Revenues	\$469,000	\$469,000	\$0	0.0%

- ❑ The VERF will receive the annual operational support in Q2 of 2024.

VERF	FY2025 Budgeted	FY2025 Projections	FY2025 YTD	% Expended of Budget
Expenditures	\$474,794	\$474,794	\$102,798	21.7%

- ❑ The City is evaluating its leased vehicles and choosing to keep them longer rather than returning them, and trading between departments to align with department needs, resulting in cost savings.
- ❑ The City is currently leasing **38 vehicles** with Enterprise Fleet Management.

3 Month Budget Review - Conclusion



- **Revenues**

- *Property Tax:* Property tax is tracking to hit budget in FY2025.
- *Sales Tax:* Slight growth through Q1, which is likely somewhat driven by consumer inflation, but also growth in the local economy.
- *Use Tax:* Recognized growth through Q1 compared to previous year but anticipate FY 2025 actual to slow as the year progresses.
- *Interest Income:* Higher than budgeted revenue as rates remain high, anticipate a slight decline in rates in FY 2025.
- *Building Permits:* Increase in new residential and commercial permits resulting a positive outlook for FY 2025.

- **Expenditures**

- *General Fund Operational Expenditures:* Although it is early in the year, expenditures are trending as budgeted.
- *Capital Budgets:* Projected capital budget spending is moderate in all funds this year. Staff will continue to monitor budgets for any potential change orders or project cost increases.